

Electronic Supplementary Data

Synthesis of cationic (CTAB-EDTA-CTAB/ CTAB-Glu-CTAB) and anionic (SDS-EDTA-SDS/ SDS-Glu-SDS) Gemini surfactants: Surface and anticorrosive properties

Kuldeep Kumar*, Priyanka Sharma & Saurabh Sharma

Department of Chemistry, Career Point University, Hamirpur, Himachal Pradesh 176 041, India

*E-mail: kuldeep.sharma.753@gmail.com/ kuldeep.che@cpuh.edu.in

S. No.	Contents	Pg. No.
1	Table S1 — Specification of chemicals used	2
2	Fig. S1 — FTIR spectra of (a) SDS-EDTA-SDS and (b) SDS-Glu-SDS Gemini surfactants	2
3	Fig. S2 — FTIR spectra of (a) CTAB-EDTA-CTAB and (b) CTAB-Glu-CTAB Gemini surfactants	3
4	Fig. S3 — NMR spectra of (a) SDS-CTAB-SDS and (b) SDS-Glu-SDS Gemini surfactants	4
5	Fig. S4 — NMR spectra of (a) CTAB-SDS-CTAB and (b) CTAB-Glu-CTAB Gemini surfactants	5

Table S1 — Specification of chemicals used		
Chemical name	Source	Mass fraction purity ^a
Cetyltrimethylammonium bromide (CTAB)	S.D. Fine-Chem. Pvt. Ltd. (India)	0.98
Glucose (Glu)	S.D. Fine-Chem. Pvt. Ltd. (India)	0.98
Ethylene diamine tetra-acetic acid (EDTA)	S.D. Fine-Chem. Pvt. Ltd. (India)	0.99
Sodium hydroxide (NaOH)	S.D. Fine-Chem. Pvt. Ltd. (India)	0.98
Hydrochloric acid (HCl)	S.D. Fine-Chem. Pvt. Ltd. (India)	0.99
Ethanol	S.D. Fine-Chem. Pvt. Ltd. (India)	0.99

^aDeclared by the supplier

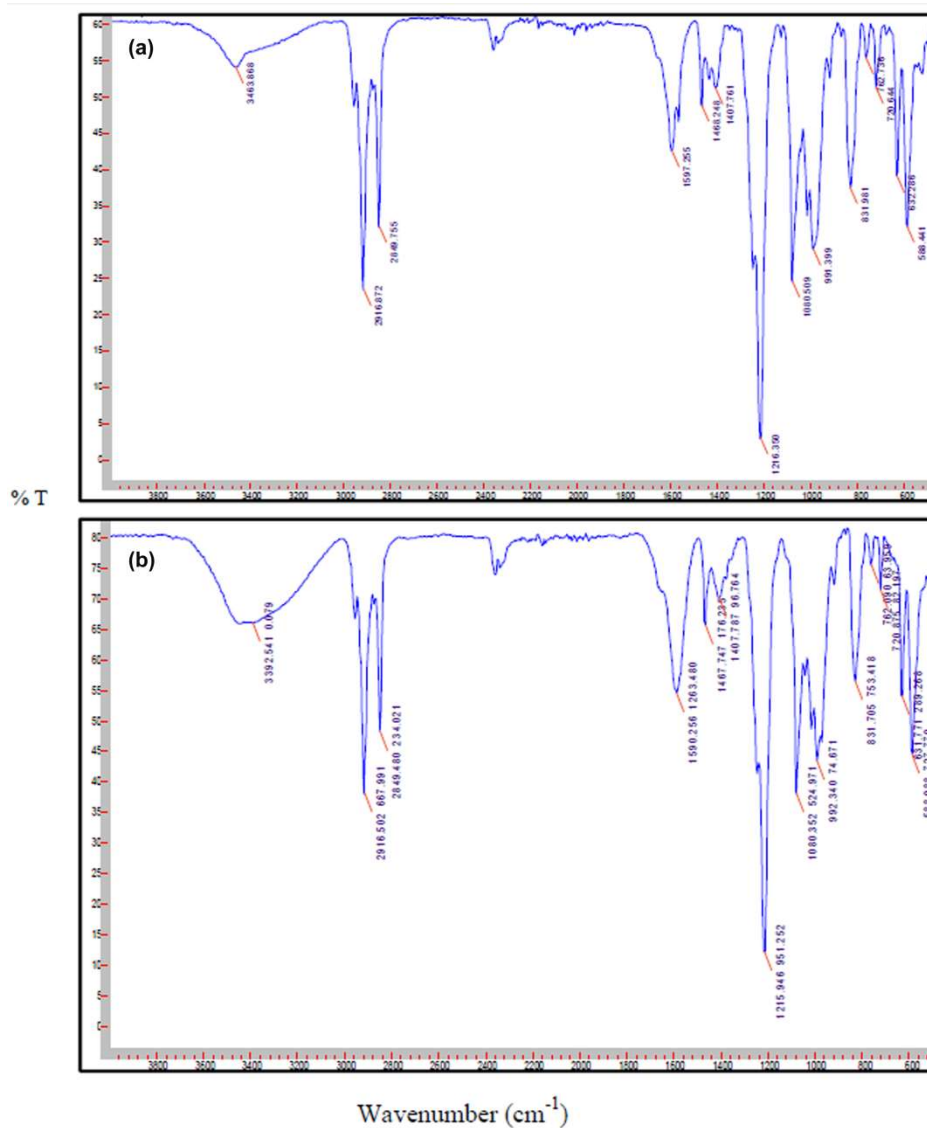


Fig. S1 — FTIR spectra of (a) SDS-EDTA-SDS and (b) SDS-Glu-SDS Gemini surfactants

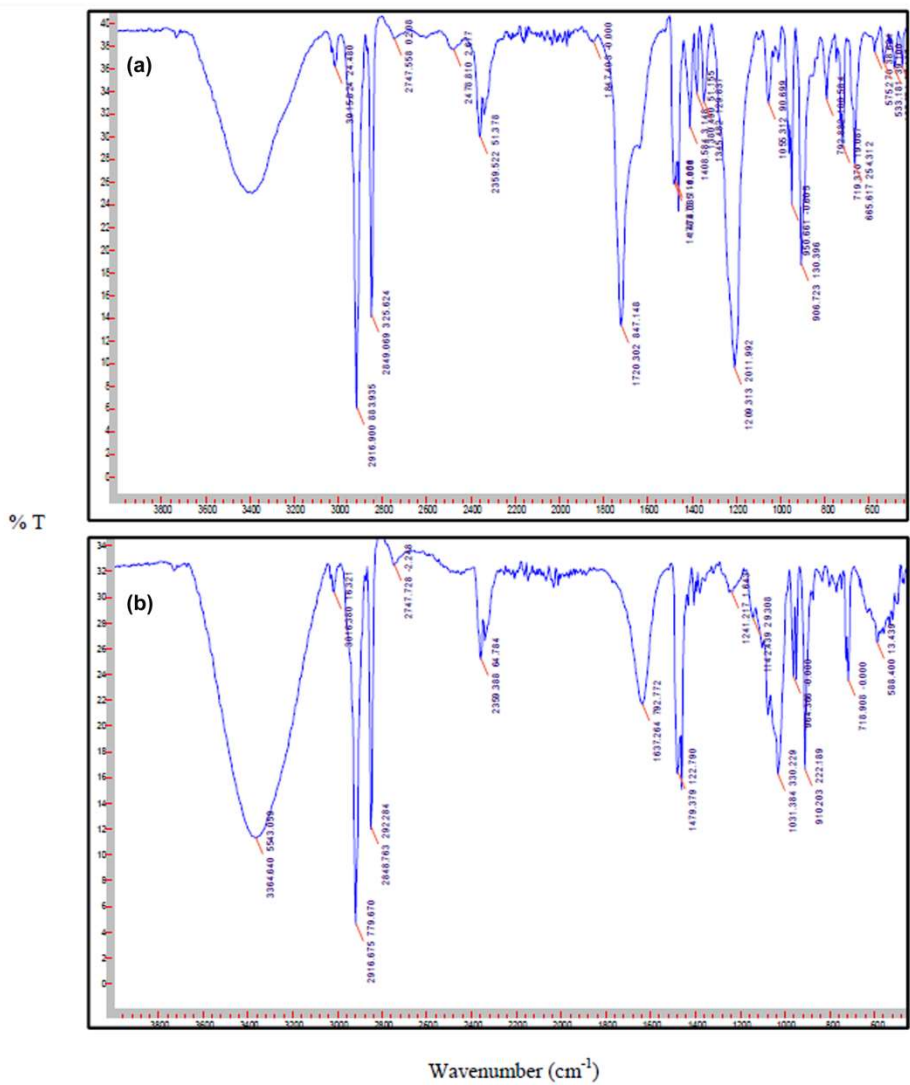


Fig. S2 — FTIR spectra of (a) CTAB-EDTA-CTAB and (b) CTAB-Glu-CTAB Gemini surfactants

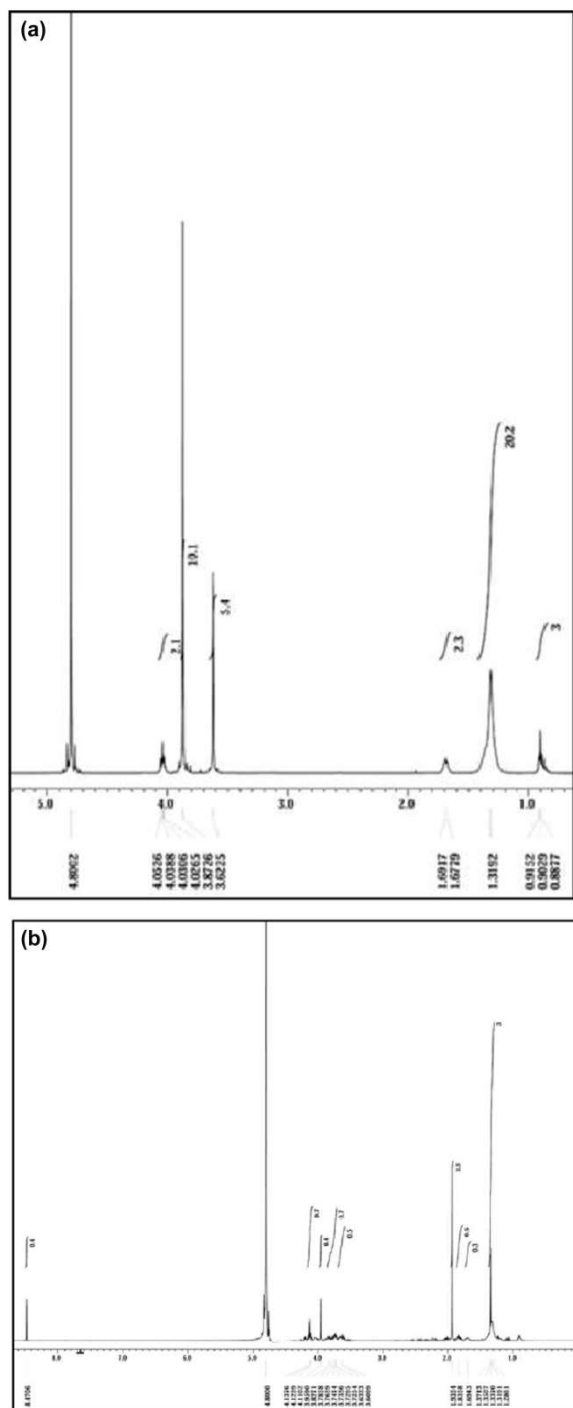


Fig. S3 — NMR spectra of (a) SDS-CTAB-SDS and (b) SDS-Glu-SDS Gemini surfactants

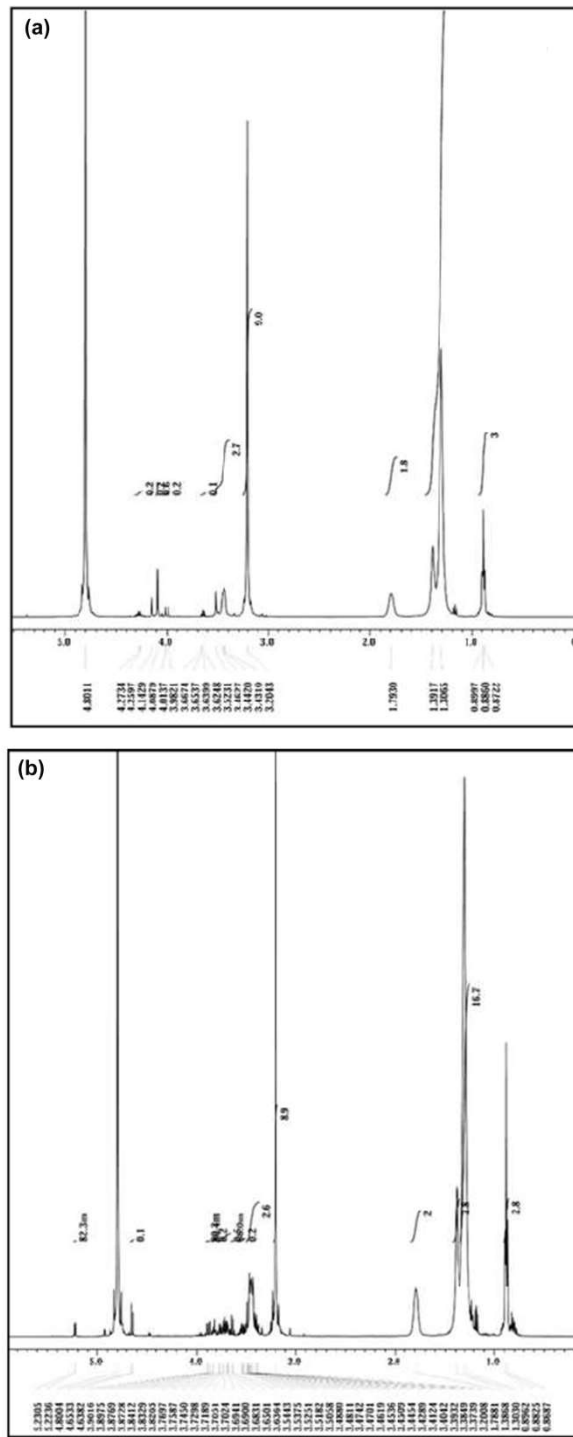


Fig. S4 — NMR spectra of (a) CTAB-SDS-CTAB and (b) CTAB-Glu-CTAB Gemini surfactants